

Guide for Shareview customers: how to log in to EQi





How to log in for the first time

1. Enter your current log in details as you would have done on Shareview.
 - Your account number will be eight characters and may start with a letter or a number.
 - If you usually log in with a username, it may be your email address.

This screenshot shows the EQi login page. A large teal circle with the number '1' is overlaid on the left side. The page title is "Log in to your EQi account". The "Account Number*" field contains "A9121212". The "Date of Birth*" field is set to "13 September 1980". There are links for "Forgotten your PIN?", "Forgotten your Account Number/Username?", and "Not registered? Open an account".

EQi Accounts Investments How to invest Why invest? Insights

FIND AN INVESTMENT ABOUT CONTACT US
LOG IN SIGN UP

1 Log in to your EQi account

Account Number* ⓘ
A9121212

Date of Birth*
13 September 1980

CONTINUE

[Forgotten your PIN?](#)
[Forgotten your Account Number/Username?](#)
[Not registered? Open an account](#)

This screenshot shows the EQi login page. The page title is "Log in to your EQi account". The "Account Number*" field contains "username@login.com". The "Date of Birth*" field is set to "13 September 1980". There are links for "Forgotten your PIN?", "Forgotten your Account Number/Username?", and "Not registered? Open an account".

EQi Accounts Investments How to invest Why invest? Insights

FIND AN INVESTMENT ABOUT CONTACT US
LOG IN SIGN UP

Log in to your EQi account

Account Number* ⓘ
username@login.com

Date of Birth*
13 September 1980

CONTINUE

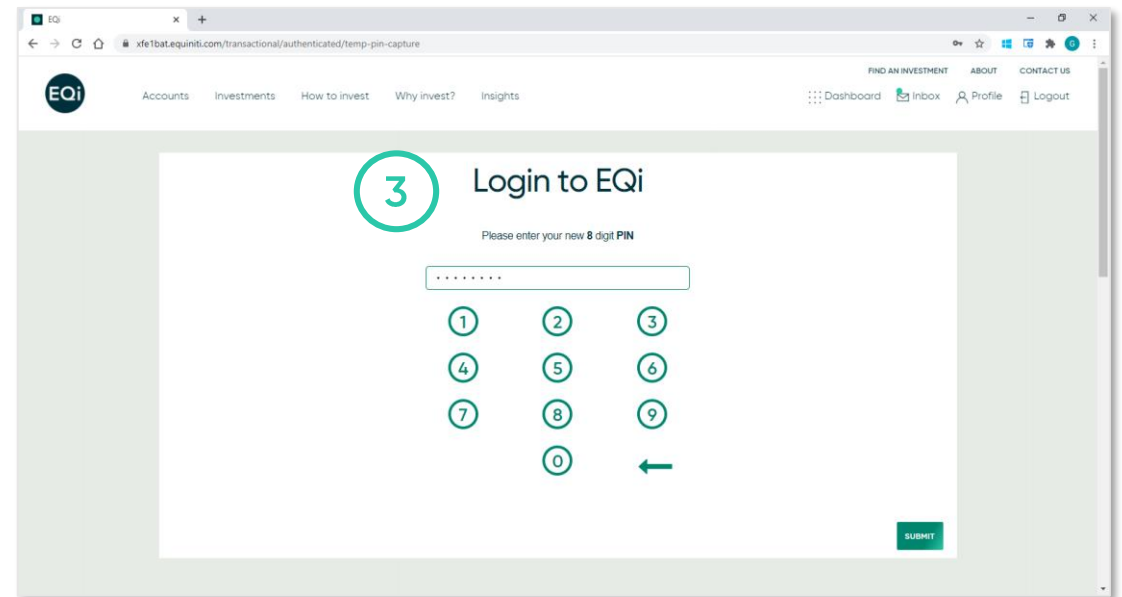
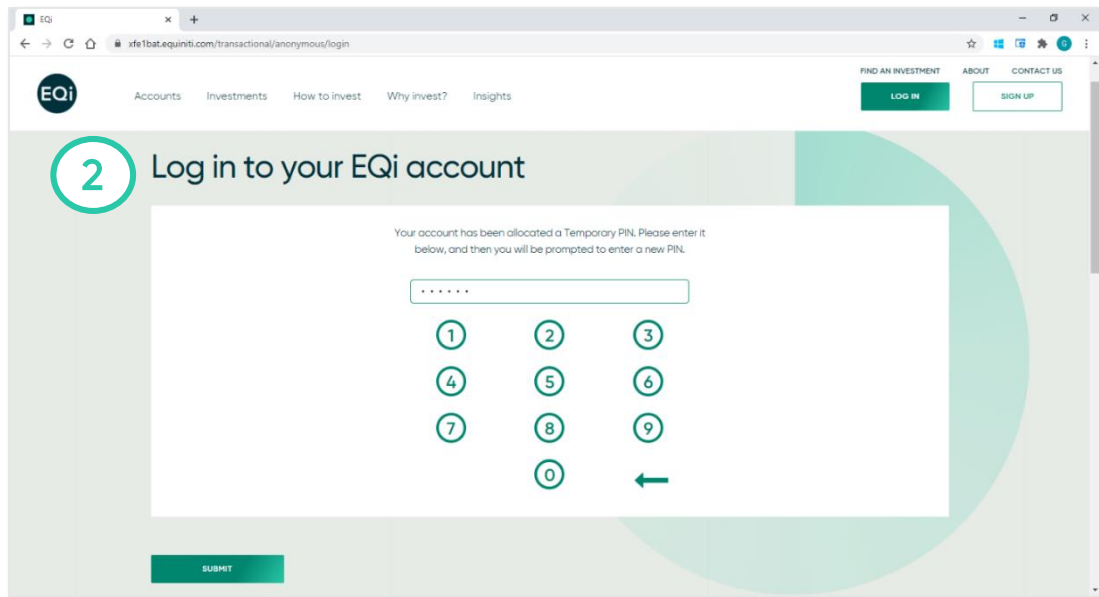
[Forgotten your PIN?](#)
[Forgotten your Account Number/Username?](#)
[Not registered? Open an account](#)



How to log in for the first time

2. On the next screen enter your current six digit PIN, the same as you used on Shareview.

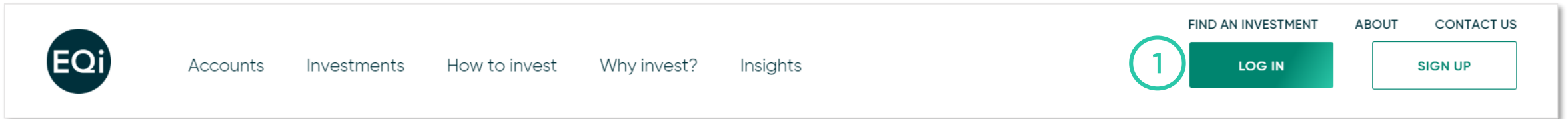
3. Finally, you will be asked to create a new 8 digit PIN to log into EQi ongoing. To complete the process you will enter the new PIN twice.



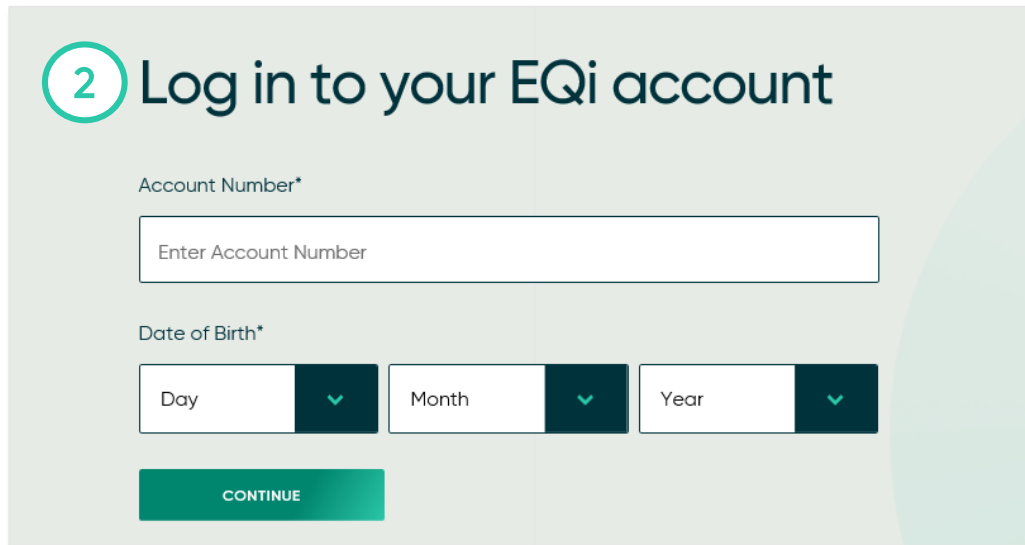
How to log in (ongoing)



1. The log in button is in the top right hand corner of every webpage, select 'log in' to go to the next screen.



2. On the log in page, enter your account number and date of birth.



3. Finally, enter the selected numbers from your eight digit PIN.

